

Simplified Version

# How to sort and dispose of recyclable resources and other garbage

Information Center Eniwa City Waste Control Section ☎ 0123(33)3131


## Burnable garbage | Please put it in the designated garbage bags.



\*Please take off the metal partment like metal fittings before disposing as far as possible. \*If the container cannot be completely cleaned, please place in the burnable trash.

- ※1 Please solidify used oil with coagulant or absorbed it in paper.
- ※2 Please remove the soil before putting it in the bag.
- ※3 The body waste in the diapers should be flushed down the toilet.

## Kitchen garbage | Please put it in the designated garbage bags.

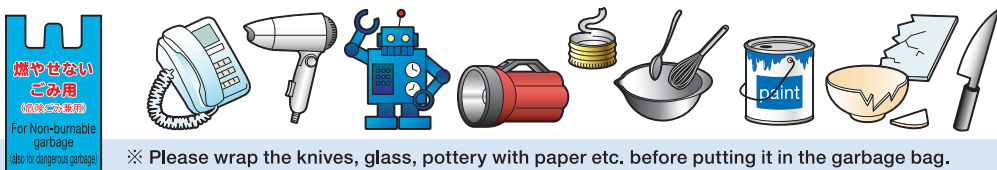


- ※1 Please drain surplus water.
- ※2 Please cut the kitchen garbage under 15cm

## Please put it in the Burnable garbage bags.

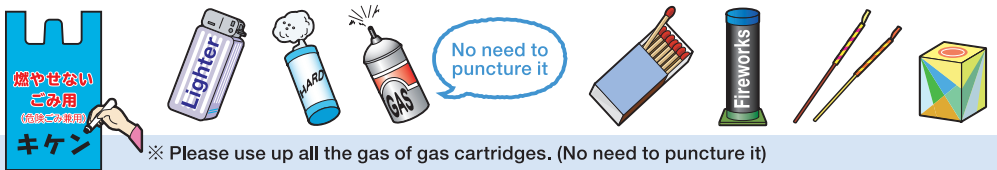


## Non-burnable garbage | Please put it in the designated garbage bags.



※ Please wrap the knives, glass, pottery with paper etc. before putting it in the garbage bag.

## Dangerous refuse | Please put it in the designated garbage bags marked with the word "キケン" (danger) by handwriting.



※ Please use up all the gas of gas cartridges. (No need to puncture it)

※ Please dispose at the collection point beside the road by 8:30 am on the day of collection.

If you want to check how to separate garbage, check out the "Gomisaku" garbage separation guide website.

Garbage Separation Guide Website "Gomisaku"



Garbage Collection Calendar



Garbage Separation Guide



## Large-sized refuse | Please contact us in advance.



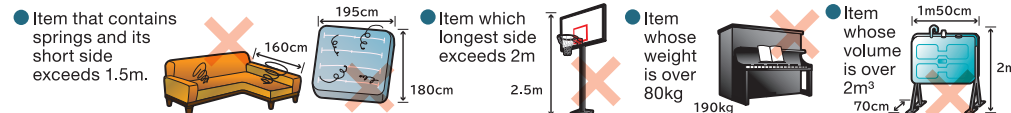
※ The refuse which could not be put into the garbage bag is large-size refuse.

## About the collection of large-size refuse

- 1 Apply for collection in advance (receive the notification of collection date from city)
- 2 Stick "garbage handling tickets" and dispose in the collection date.

Large-sized refuse call center ☎29-7440

## Uncollectible items | The following items (example) cannot be collected, because they will affect the collection service



※ Please bring them to the waste treatment plant by your self or turn to waste disposal service companies designated by the City for help.

- Item that contains springs and its short side exceeds 1.5m.
- Item which longest side exceeds 2m
- Item whose weight is over 80kg
- Item whose volume is over 2m<sup>3</sup>

※ No designated bag. Do not use a paid designated garbage bag for these types of recyclable resources.

## 1 PET bottles, cans, bottles | Please put them out for collection in a transparent bag.

※ Because dirty recyclable resources could not be recycled, please clean up before disposing.



## 2 Plastic containers and packaging | Please put them out for collection in a transparent bag.


※ Because dirty recyclable resources could not be recycled, please clean up before disposing.



## 3 Paper cartons




## 4 Cardboard



Cross section is corrugated

## 5 Newspapers and leaflets



## 7 Fluorescent bulbs · LED · Mercury products

Please put them in original boxes or put them out for collection in a transparent bag.



## 8 Batteries

Please put them out in a transparent bag marked "電池" (batteries) by handwriting.



Please fold them up and tie them in, and put the newspapers in a newspaper bag.

※ Because the collection days are different in different areas, please confirm the "Garbage Collection Calendar" of your area.